






-  **E2** PROFIL C 41-62/3000
-  **D8** FIX A-30
-  **C3** WOODBASIC 3D
-  **C13** TOP 60
-  **A2** FS 750